

Lessons for Lower Secondary School Students

الدرس الأول

First Lesson

Indefinite Articles

The indefinite articles are : **A and AN**

We use **A** before a consonant-sound

We use **AN** before a vowel-sound

The difference depends on the sound of the vowels and consonants, not the spelling

. Examples :

a teacher

a peach

a woman

a house

a man

a useful book

a university

a European

an English teacher

an orange

an old woman

an hour

a house

an honest man

an heir

an honour

an Irish person

Don't put A or AN before uncountable nouns)

I don't like milk.

Silence is golden.

(We're having soup for lunch

Exercises

put 'a' or 'an' where necessary

.....boy.
.....teacher.
.....hour.
.....island.
.....English teacher.
.....peach.
.....old man.
.....year.
.....university.
.....pen.
.....apple.
.....doctor.
.....aunt.
.....uncle.
..... tree.
.....ice-cream.
.....habit.
.....student
.....test.
.....Arabic book

GOOD LUCK

الدرس الثاني

Second lesson:

the simple present of verb to be

This is my second lesson in which I shall talk about the use of the verb 'to be' in the present simple and its different forms

Affirmative :

Full forms :

I am a student.
You are a teacher.
He is a doctor.
She is a nurse.
It is a cat

We are students.
You are teachers.
They are doctors.

Short forms (contracted forms) :

I'm a French writer.
You're a Moroccan player.
He's an English actor
She's an Egyptian teacher.
It's an Arabic book.

We're Spanish pupils.
You're Italian lawyers.
They're Brazilian tailors.

Negative :

Full forms :

I am not absent.
You are not from Rabat.
He is not ill.
She is not stupid.
It is not hot today.

We are not fine.
You are not bad.
They are not good.

Short forms :

I'm not happy.
You're not/ you aren't rich.
He's not/ isn't poor.
She's not/ isn't young.
It's not/ isn't a long day.

We're not/ aren't at home.
You're not/ aren't in the courtyard.
They're not/ aren't at school.

Interrogative (yes/ no questions) :

Am I tall ?

-Yes, you are.
No, you're not.

Are you hungry ?
Yes, I am.
No, I am not.

Is he fat ?

Yes, he is.
No, he isn't.

Is she a teacher ?

Yes, she is.
No, she's not.

Is it a black pen ?

Yes, it is.
No, it is not.

Are we in the classroom ?
Yes, you are.
No, you aren't.

Are you from Japan ?
Yes, we are.
No, we are not.

Are they intelligent ?
Yes, they are.
No, they aren't.

Here are some exercises on this lesson :

A/ Complete the following sentences with : **are – is -am**

- 1-Said -----good at math.
- 2- I ----- not as good at Math as Said.
- 3- John and Brian -----in Morocco for a couple of weeks.
- 4- Where -----you from?
- 5- Where ----- your notebook?
- 6- They-----happy
- 7- She-----tall.
- 8- We-----cold.
- 9- The boy-----thirsty.
- 10- Rachid and I-----from Agadir.

B/ Answer these questions using the right form of the verb to be :

1- Are you fine?

- No,-----

2- Is it cold today?

Yes,-----

3- Are they from Casablanca?

Yes,-----

4- How old are you ?

I-----18 years old.

5-Where is Khadija from ?

She-----from Fez.

C/ Put these sentences in the negative form :

Example : I am a student

I am not a student.

1- Farid is at home.

2- Karim and his sister are hungry.

3- It's a fine day.

4- He is a bus driver.

5- You are a lazy boy.

الدرس الثالث

Part One : Affirmative form

The simple present of all verbs

In this lesson, I will tackle the simple present tense of all verbs (I have already mentioned the present simple of the verb to be in my second lesson).

How to form the simple present tense?

A / There are only two basic forms for the simple present tense; one ends with -s and the other doesn't. Here are the rules, using the example of the verb to eat

I eat (simple form)

You eat (simple form)

He eats (simple form + s)

She eats (simple form + s)

It eats (simple form+ s)

We eat (simple form)

You eat (simple form)

They eat (simple form)

IMPORTANT: Only THIRD PERSON SINGULAR subjects (he, she, it) must have a verb with an "s" at the end.

B/ -S or -ES?

With most verbs, the third person singular form is created simply by adding -S. However, with some verbs, you need to add -ES or change the ending a little. Here are the rules:

1/ Verbs ending with "z", "sh" , "ch", "ss" and "o" must take an -es at the third person singular.

Examples

He passes (verb to pass)

He wishes (verb to wish)

She watches (verb to watch)

She buzzes (verb to buzz)

He goes (verb to go)

2/ Verbs ending with a consonant +y : you must change y to i and add 'es'.

Examples:

It flies (verb to fly)

He studies (verb to study)

She carries (verb to carry)

C/ The simple present of the verb 'To Have'

The Simple Present of the verb to have is slightly irregular, since the bare infinitive is have, whereas the form of the verb used in the third person singular is has. The Simple Present of the verb to have is conjugated as follows:

I have

You have

He has

She has

It has

We have
you have
They have

D/ The simple present of the verb 'to do'

I do

You do
He does
She does
It does
We do
They do

الدرس الرابع

The Simple Present of all Verbs

Part Two: Negative and Interrogative forms

Negative form

In order to form a negative statement, we use the simple present of the auxiliary **do** followed by **not** before the bare infinitive of the verb

For example

I work :affirmative form
I **don't** work :negative form

you work
you **don't** work

He works
He **doesn't** work

She works
She **doesn't** work

It works
It **doesn't** work

We work
We don't work

You work
You don't work

They work
They don't work

.....

Interrogative form

Do I work

Do you work

Does he work

Does she work

Does it work

Do we work

Do you work

Do they work

الدرس الخامس

Who's / Whose

Who's this

Who's this
This is my brother

And what's his name
His name is Achraf

Who are these
These are my cousins

What are their names
Their names are Mohcin and Salah.

Whose

Whose cat is it?
It's Paul's.

Whose car is it?
It's Mary's.

Whose pencils are they?
They are my sister's.

Whose books are they?
They are Kamal's.

Whose ruler is this?
It's Samir's.

Whose notebooks are these?
They are Maryam's

الدرس السادس

Family Members

My father's father is my grandfather.

My father's wife is my mother.

My father's son is my brother.

My father's daughter is my sister.

My mother is my father's wife.

My father is my mother's husband.

My father's/ mother's brother is my uncle.

My father's/ mother's sister is my aunt.

My aunt's / uncle's son / daughter is my cousin.

My mother's mother is my grandmother.

*My brother's / sister's son is my **nephew**.*

*My brother's / sister's daughter is my **niece**.*

*My uncle, my aunt and my cousins are my **relatives**.*

*My father and my mother are my **parents**.*

*My grandfather and my grandmother are my **grandparents**.*

*My son and my daughter are my **children**.*

*My brother is my father's / mother's **son**.*

*My sister is my father's / mother's **daughter**.*

*My brother is my grandfather's / grandmother's **grandson**.*

*My sister is my grandmother / grandfather's **granddaughter**.*

الدرس السابع

Seventh Lesson

Food and Drink: Vocabulary :

Part One

1/ Fruits



Melon



Orange



Grapes



Watermelon



Apple



Lemon



Banana



Peach



Apricot



Pear



Strawberry



Cherry



Fig



Pineapple



Plum



Avocado



Pomegranate



Date

Part Two

2/ Vegetables



Onion



Carrot



Potato



Tomato



Turnip



Cabbage



Cauliflower



Lettuce



Peas



Beans



Pepper



Pumpkin



Radish



Eggplant / Aubergine



Garlic



Cucumber



Brocoli



Mushroom



Zucchini / Courgette



Spinach



Beet / Beetroot



Celery



Sweet potato / Yam



Green onion



Corn



Artichoke

Part Three

3/ Drinks



Milk



Water



Coffee



Orange Juice



Tea



Soup



Lemonade / Soft drink

:

Part Five

5/ Other Types of Food



Egg



Fried eggs



Bread



Rice



Cheese



Salad




Hotdog



Sandwich



Candies / Sweets



Big mac



French fries



Pizza



Sugar



Honey



Jam



Butter



Popcorn



Ketchup



chocolate



Cake



Ice cream



Spaghetti / Noodles



Flour



Muffin



:

Last Part

6 / Spices



Parsley



Coriander



Cumin



Paprika



Cinnamon Powder



Turmeric



Black pepper



Ginger



Saffron



Salt

الدرس الثامن

Eighth Lesson

Countable and Uncountable Nouns

1-Countable Nouns

Countable nouns are easy to recognize. They are things that we can **count**. For example: "pen".
We can have one, two, three or more pens. Here are some more countable nouns:

- dog, cat, animal, man, person
- bottle, box, litre
- coin, note, dollar
- cup, plate, fork
- table, chair, suitcase, bag

Countable nouns can be **singular or plural**:

- My dog is playing.
- My dogs are hungry.

We can use **the indefinite article a/an** with countable nouns:

- A dog is an animal.

We can use **some and any** with countable nouns:

- I've got some dollars.
- Have you got any pens?

We can use **a few/ few and many** with countable nouns:

- I've got a few dollars.
- I haven't got many pens.

2-Uncountable Nouns

Uncountable nouns are substances, concepts etc that we **cannot divide** into separate elements. We **cannot "count"** them.

For example, we cannot count "milk".

. Here are some more examples of uncountable nouns:

- music, art, love, happiness
- advice, information, news
- furniture, luggage
- rice, sugar, butter, water
- electricity, gas, power
- money, currency

We usually treat uncountable nouns as **singular**. We use a **singular verb**. For example:

- This news is very important.
- This coffee tastes bad.

We **do not use the indefinite article a/an** with uncountable nouns. We **cannot** say "an information" or "a music".

But we can say :

- a piece of news
- a bottle of water
- a grain of rice

We can use **some and any** with uncountable nouns:

- I've got some money.
- Have you got any rice?

We can use **a little and much** with uncountable nouns:

- I've got a little money.
- I haven't got much rice.

Exercises:

- A/ Write **"c"** if the noun is countable, **"uc"** if the noun is uncountable.

Example: tomato: "c"

1. tree
2. sugar
3. rice
4. water
5. cup
6. friend
7. school

8. love
9. table
10. time

B/• Use a singular or plural verb in the following exercises.

Remember uncountable nouns always take singular nouns.

Example: I like cheese. (like)

1. She (read).....books every day.
2. They (come).....to school by minibus .
3. Karim (work).....very hard at home.
4. I (like).....to sit at the seaside in Alanya.
5. We always (do)the exercises very carefully.
6. Mounir never (cook)meals to us at home.
7. Some students (drive)very fast at the school campus.
8. He (speak).....two *****s ; English and French .
9. We (watch)good films on tv every day
10. The class (begin).....at 8:15
11. Milk.....healthy. (be)
12. Grape juice.....good. (taste)
13. Grapes.....delicious. (be)
14. A grape.....on the floor. (be)
15. Rome.....(be) a beautiful city.
16. Monkeysbananas. (eat)
17. Sandwiches..... good. (be)
18. You..... great pizza. (make)
19. The picturesbeautiful. (look)
20. English..... interesting. (be)

GOOD LUCK.

Food and Drink

Countable VS Uncountable nouns

Countable

Examples

A carrot /carrots

An apricot /apricots

An orange / oranges

A cake /cakes

An avocado / avocados

A banana / banana

A cucumber / cucumbers

A potato / potatoes

A turnip / turnips

A courgette / courgettes

Uncountable

Examples

Milk

Coffee

Sugar

Water

Lemonade

Juice

Cheese

Bread

Meat

Tea

Butter

Jam

Honey

Beef

Oil

الدرس التاسع

There is / There are

There is a / an / + singular countable nouns

There is some + uncountable nouns.

There are + plural countable nouns.

Examples

There is a banana on the table.

There is some water in the fridge

There is some coffee in the kitchen

There is an apple in the basket

There is some tea in the teapot.

There is an orange in the plate.

There are some grapes in the fridge.

There are some carrots in the kitchen.

There are some eggs on the table.

- There are some potatoes in the basket.

Is there a / an / any

Are there any

Is there an apple in the kitchen

Yes, there is
No, there isn't.

Is there a banana on the table

Yes, there is

Is there any water in the bottle

No, there isn't.

Is there any tea in the teapot

Yes, there is / yes, there is some.

Are there any grapes on the table

Yes, there are.

Are there any onions in the basket

No ,there aren't.

الدرس العاشر

Food and Drink

Eating Habits

Sample Paragraph

*I eat bread with olive oil or jam and I drink some powdered milk or tea with mint for breakfast.
For lunch, I eat cucumber salad and beef tajine and I drink a cup of banana juice. I eat fried
eggs or a bowl of rice and I drink a milkshake for dinner
I like fresh fish and green tea very much. I dislike sausages and black coffee*

Some useful expressions

I'm hungry

I'm thirsty

Let's go and have some drink

Can you recommend a good restaurant

What would you like to eat / drink

Would you like some orange juice

What about some cakes

May I have the menu, please

I'd like the bill, please

Keep the change

That's not what I ordered

May I change this

What kind of seafood do you have

What kind of meat do you have

What kind of poultry dishes do you serve

Can I get you a drink

Are you hungry/thirsty

Boiled

Grilled

Toasted

Containers + uncountable nouns

We can add some words to make uncountable nouns countable. These words are called
containers

For example we can say

A jar of jam

A can of coke.

A slice of cheese.

A bottle / a glass of water.

A loaf of bread.

A bar of chocolate.

A carton of milk.

A bag of flour.

A box of cereal

A bowl of sugar.

A pack of gum

A tub of margarine

A tube of ketchup.

A cup of coffee.

A pocket of butter.

etc

الدرس الحادي عشر

Expressing permission

Can I go out

Yes, you can.

2/ Can I watch TV

No, you can't

3/ Can I go to the cinema

No, you can't.

4/ Can I sit near Rachid

Yes, you can.

5/ Can I change my place

Yes, you can.

6/ Can I drink some water

Yes, you can.

7/ Can I eat some biscuits?

No, you can't.

8/ Can I listen to music?

No, you can't.

9/ Can I use your pen

Yes, you can.

10/ Can I play football

Yes, you can.

Things I can do in the classroom

I can read – I can speak – I can exchange ideas ...etc - .

Things I can't do in the classroom

I can't sleep – I can't listen to radio – I can't eat or drink – I can't play football -...etc

Rule

Asking for permission

Can + Subject + verb

Accepting

Yes, you / he / she / they can

Refusing

No, you / he / she / they can't

الدرس الثاني عشر

Expressing Time

Some useful expressions

What's the time

What time is it

Excuse me. What time is it please

Excuse me. Do you have the time please

Excuse me. Could you tell me the time please

Can you tell me the time, please

Can you tell me what time it is

Excuse me. Do you happen to know what time it is

Do you have the time

Would you happen to know what time it is

Examples

04 : 00

It's four o'clock

04 : 05

It's five past four

04 : 08

It's eight past four

04 : 10

It's ten past four

04 : 12

It's twelve past four

04 : 15

It's a quarter past four

04 : 22

It's twenty-two past four

04 : 25

It's twenty-five past four.

04 : 30

It's half past four

04 : 35

It's twenty-five to five

04 : 40

It's twenty to five

04 : 45

It's a quarter to five

04 : 50

It's ten to five

04 : 55

It's five to to five

05 : 00

It's five o'clock

It's midday : 12 pm

It's noon : 12 pm

It's midnight : 12 am

Pm : afternoon

Am :: morning

Daily Activities

1/ what time do you get up?

I get up at seven o'clock

2/ what time do you have breakfast?

I have breakfast at half past seven.

3/ what time does Samir go to school?

He goes to school at a quarter to eight.

4/ what time does she come back home?

She comes back home at midday.

5/ What time do your parents have lunch?

They have lunch at two o'clock.

6/ What time do you go to bed?

I go to bed at half past nine.

الدرس الثالث عشر

Ordinal numbers

1

1st
first

2

2nd
second

3

3rd
third

4

4th
fourth

5

5th
fifth

6

6th
sixth

7

7th
seventh

8

8th
eighth

9

9th
ninth

10

10th
tenth

11

11th
eleventh

12

12th
twelfth

13

13th
thirteenth

14

14th
fourteenth

15

15th
fifteenth

16

16th
sixteenth

17

17th
seventeenth

18

18th
eighteenth

19

19th
nineteenth

20

20th
twentieth

21

21st
twenty-first

30

30th
thirtieth

40

40th
fortieth

50

50th
fiftieth

60

60th
sixtieth

70

70th
seventieth

80

80th
eightieth

90

90th
ninetieth

100

100th
one hundredth

1,000

1000th
one thousandth

What's the date today?

Wed, Feb.6th = Today is Wednesday, February the ninth.

Sun, Aug.1st = Today is Sunday, August the first.

Sat, Sept.3rd = Today is Saturday, September the third.

Mon, Dec. 22nd = Today is Monday, December the twenty-second.

Tue, May.21st = Today is Tuesday, May the twenty-first.

Thur, Jan. 20th = Today is Thursday, January the twentieth.

Fri, Jul 31st = Today is Friday, July the thirty-first

Sample Writing

This is my dream house. It's in Tangier. There are three large bedrooms, two nice living rooms, a lovely dining room, a modern kitchen, a new bathroom and beautiful garden. I like my dream house very much because there is a wonderful swimming pool and a wide courtyard.

Remark: draw your dream house

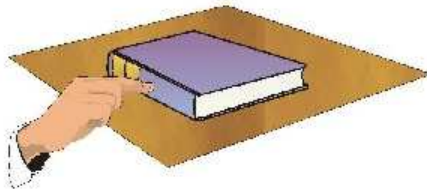
Prepositions

In / on / under / next to / between

Dialogue

Ahmed : Where's my notebook
Jamal : It's **on** your bed.
Ahmed : No, it isn't.
Jamal : Well, is it **under** your bed
Ahmed : No.
Jamal : Maybe it's **in** the closet.
Ahmed : No, it isn't in the closet.
Jamal : Is it **between** the table and the bed
Ahmed : Well, I don't know. Maybe it's **next to** your stereo.
Jamal : Oh, that's right

The book is **on** the table



The cat is **under** the table



The colour pencils are **in** the pencil case



The blue pen is **between** the red and yellow pens



The lamp is **next to** bed

الدرس الرابع عشر

Vocabulary: Parts of a house

1/ Bedroom

Bed



Bedside table



Bedside lamp



Wardrobe / closet



Matress



Pillow



Blanket



chest of drawers



Bedspread



Alarm clock



Window



shower



Bath



Bidet



Washbasin



Tap



Mirror



Sponge bag



Soap



Soap dish



Towel



Towel rail



Bath mat



Toilet paper



Toilet



Comb



Hair brush



Hair drier



Shampoo



Conditioner



Safety razor / shaver



Electric razor / electric shaver



Shaving foam



Toothpaste



Toothbrush



Nail brush



Kitchen

Fridge / Freezer / Refrigerator



Oven



Microwave oven



Stove / Cooker



Washing machine



Toaster



Kettle



Teapot



Coffee pot



Liquidizer / Blender



Mixer



Broom



Sink



Waste bin



Worktop



Tea towel



Saucepan



Frying pan



Pressure cooker



cup and saucer



spoon



Fork



Tin opener



Knife



Teaspoon



Cutlery drawer



Glass



Jug



Living room/ Sitting room

table



chair



Armchair



Sofa



Rug



Carpet



Fireplace



Radiator



Television



Types of houses

A block of flats



A house



A barn



A hut



A tent



A villa



A bungalow



A cottage



A tree house



A teepee



An igloo



A palace



A temple



A castle



A skyscraper



الدرس الخامس عشر

Have got / has got

1/ Have you got black socks ?
No, I haven't.

2/ Has Samir got blue eyes?
Yes, he has.

3/ Has Karima got a white skirt?
No, she hasn't.

4/ Have they got green eyes?
No, they haven't.

5/ Has your cat got small ears?
Yes, it has.

6/ Have you got long feet?
No, I haven't.

7/ Has Rachid got white pants?
Yes, he has.

8/ Has Mounir got a beard?
No, he hasn't.

9/ Has your sister got a long hair?
Yes, she has.

10/ Have you got a brown jacket?
Yes, I have.

- I have got a blue shirt and a pair of green jeans.

- I haven't got blue eyes.

- He has got a curly hair.

- He hasn't got a black jacket.

- She has got a red dress.

- She hasn't got black shoes

- We have got green trousers.

- We haven't got small noses.

Rule

Affirmative sentences

I / you / we / they + have got

He / she / it + has got.....

Negative sentences

I / you / we / they + haven't got (have not got).....

He / she / it + hasn't got (has not got).....

Yes / no questions

Have + I /you / we / they + got.....?

Has + he / she / it + got.....?

Singular

Affirmative

I have got a pen = I've got a pen
You have got a pen = You've got a pen
She has got a pen = She's got a pen
He has got a pen = He's got a pen
It has got a pen = It's got a pen

Negative

I have not got a pen = I haven't got a pen
You have not got a pen = You haven't got a pen
She has not got a pen = She hasn't got a pen
He has not got a pen = He hasn't got a pen
It has not got a pen = It hasn't got a pen

Questions

Have I got a pen?
Have you got a pen?
Has he got a pen?
Has she got a pen?
Has it got a pen?

Plural

Affirmative

We have got a pen = We've got a pen
You have got a pen = You've got a pen
They have got a pen = They've got a pen

Negative

We have not got a pen = We haven't got a pen
You have not got a pen = You haven't got a pen
They have not got a pen = They haven't got a pen

Questions

Have we got a pen?
Have you got a pen?
Have they got a pen?

One / ones

- Hisham has got blue pants but he hasn't got green **ones**.
- Layla hasn't got white skirt but she's got a blue **one**.
- I have got a black tie. I haven't got a red **one**.
- Samir has got a brown jacket. He hasn't got a black **one**.
- Amine hasn't got white trainers. He has got grey **ones**

الدرس السادس عشر

Present Continuous

the present continuous describes **things that are happening now, at the moment or future plans and arrangements**



Common present continuous time expressions include

at the moment, now, today, this week, this month, tomorrow, next week (for future arrangements), currently



Rule

verb to **be** (in simple present) + **verb + ing**



Examples

Affirmative

- **I am speaking.**
- You **are speaking.**
- We **are speaking.**
- They **are speaking.**
- He **is speaking.**
- She **is speaking.**
- It **is speaking.**

Negative

- **I am not speaking.**
- You **are not speaking.**
- We **are not speaking.**
- They **are not speaking.**
- He **is not speaking.**
- She **is not speaking.**
- It **is not speaking.**

Question

- **Am I speaking**
- **Are you speaking**
- **Are we speaking**
- **Are they speaking**
- **Is he speaking**
- **Is she speaking**
- **Is it speaking**



Short and full Forms


Affirmative

I'm (I am) -> working today.
You're (You are) -> working today.
He's (He is) -> working today.
She's (She is) -> working today.
It's (It is) -> working today.
We're (We are) -> working today.
You're (You are) -> working today.
They're (They are) -> working today

Negative

I'm not (I am not) -> coming this evening.
You aren't (You are not) -> coming this evening.
He isn't (He is not) -> coming this evening.
She isn't (She is not) -> coming this evening.
It isn't (It is not) -> coming this evening.
We aren't (We are not) -> coming this evening.
You aren't (You are not) -> coming this evening.
They aren't (They are not) -> coming this evening

الدرس السابع عشر



The present continuous

Yes / no questions

Examples

Are you reading a story

Yes, I am

Is Hamid listening to the radio

No, he isn't

Is he writing a letter

Yes, he is

Is Loubna studying

Yes, she is

Is your cat sleeping


No, it isn't

Are Kamal and Najib travelling to Marrakesh

No, they aren't

Are they playing soccer

Yes, they are



w/h questions

What are you doing

I am painting my room

What is Houda doing

She is knitting

When are you travelling

I'm travelling this evening

Where are they going to this weekend

They are going to the stadium



Remember

A single, silent *e* at the end of the word is dropped before ing

example: come*e* - coming

I am coming home. You are coming home. He is coming home

But: *ee* at the end of the word is not changed
example: agree - agreeing



The final consonant after a short, stressed vowel is doubled before ing.

example: *sit* - **sitting**

I am sitting on the sofa. You are sitting on the sofa. He is sitting on the sofa



The letter *l* as final consonant after a vowel is always doubled before ing

example: travel - travelling

I am travelling around. You are travelling around. He is travelling around

Important: This applies only for British English; in American English there is usually only one
l



An *ie* at the end of a word becomes *y* before ing

example: lie - lying

I am lying in bed. You are lying in bed. He is lying in bed



Afirmative / negative forms

Full / short forms

Examples

I am playing. - I'**m** playing.


I am not playing. - I'**m** not playing.

He is playing. - He'**s** playing.

He is not playing. - He'**s** not playing. / He **isn't** playing.

We are playing. - We'**re** playing.

We are not playing. - We'**re** not playing. / We **aren't** playing



الدرس الثامن عشر



Making suggestions

Some expressions

- Let's revise our lessons.
- What about going to the cinema tonight
 - How about playing cards
 - Why don't we do our homework
- Couldn't we invite your grandmother to our party
 - Shall we have a walk along the river
 - What would you say to a cup of coffee
- Don't you think it is a good idea to watch TV
 - Does it matter if we use your car

Accepting a suggestion

- Ok. Yes, let's.
- Yes, I'd like to
- Yes, I'd love to.
- What a good idea
 - Why not
- Yes, with pleasure.
- Yes, I feel like taking a walk.

Disagreeing with a suggestion

- No, let's not.
- No, I'd rather not.
- I don't feel like it.
- I dislike doing homework.
- What an awful idea



Examples

.Let's go to the zoo
No, I don't like animals.
How about going to the park
Yes that's a good idea. Let's go

. I think you should buy the blue one.
That's a good idea.

. I don't think you should sell your car.
Thanks for the advice, but I really need the money.

. Let's go bowling tonight.
Sorry, I can't. I'm meeting a friend for dinner.

Why don't we go skiing on Saturday
Sounds like a good idea. Where do you want to go

. Why don't you come with me to Fez
Thanks, but I've already been there.



Expressing ability

Rule: **can** + subject + verb

Examples

Can you play rugby
No, I can't, but I can play football

Can you climb a mountain
Yes, I can

Can you drive a car
No , I can't

Can they play water polo
No, they can't

Can he play ice hockey

Yes, he can



الدرس التاسع عشر



Adverbs of frequency

The most common adverbs of frequency are

always, usually, often, sometimes, seldom, rarely, and never



The basic rule is that adverbs of frequency come **before** the main verb

but they come **after** present and past forms of the verb be: am, are, is, was and were



Examples

I **always** go to school by bus
He **often** drinks some milk in the morning.
She **seldom** drive to work
They **sometimes** watch TV in the morning.

He **is always** on time
It **is sometimes** cold in the south
You **are never** satisfied



100% = Always

75 % = Usually

50% = Often

25% = Sometimes

5% = Seldom / Rarely

0% = Never



الدرس العشرون



What's the weather like

It's sunny
It's cloudy
It's rainy
It's windy
It's snowy
It's fine
It's hot
It's a beautiful day



Song

"What's the weather like?"
by Richard Graham

What's the weather like?
What's the weather like?
What's the weather like today?
What's the weather like?
What's the weather like?
What's the weather like today?

It's rainy
It's cloudy
It's windy
And it's snowy.

(Repeat Chorus)

It's sunny
It's fine
It's hot
It's a beautiful day!

(Repeat Chorus



sample dialogues

What's the weather like in Tafraout
It's sunny
And what's the temperature
It's very hot. It's 39 degrees *Celsius*



What's the weather like in Alaska
it's snowy
And what's the temperature there
it's very cold. it's -20 ° Celsius



three useful links about weather lesson

[link 1](#)

[link 2](#)

[link3](#)



Parts of Speech

Nouns

Camel – house – train – car – Jamal – Naima – school – machine – song – sport – pencil – bag
– cabbage – onion – cup – etc



Verbs

Come – sing – write – read – have – be – walk – swim – hit – begin – cook – speak – like –
play – eat – drink – watch – smile – dream – sleep – travel – tie – clean – stay – get – see – start
– work – want – etc



Adjectives

Tall – long – beautiful – ugly – short – nice – slim – fat – big – wonderful – exciting – new – old – narrow – wide – small – interesting – boring – funny – colourful – important – sunny – cloudy – snowy – windy – hot – cold – warm – etc



Adverbs

Well – slowly – very – quite – always – usually often – seldom – quickly – rarely – sometimes – early – now – never – finally – badly – soon – today – tomorrow – etc



Pronouns

I – you – he – she – it – we – they – me – him – her – us – them – mine – our – etc



Prepositions

In – on – under – over – between – next to – in front of – off – of – by – with – without – behind – above – beside – below – out of – through – towards – into – along – around/ round – down – about



Months and Seasons of the Year

Months

1. January
2. February
3. March
4. April

5. May
6. June
7. July
8. August
9. September
10. October
11. November
12. December

The Seasons

Spring:

March
April
May

Summer:

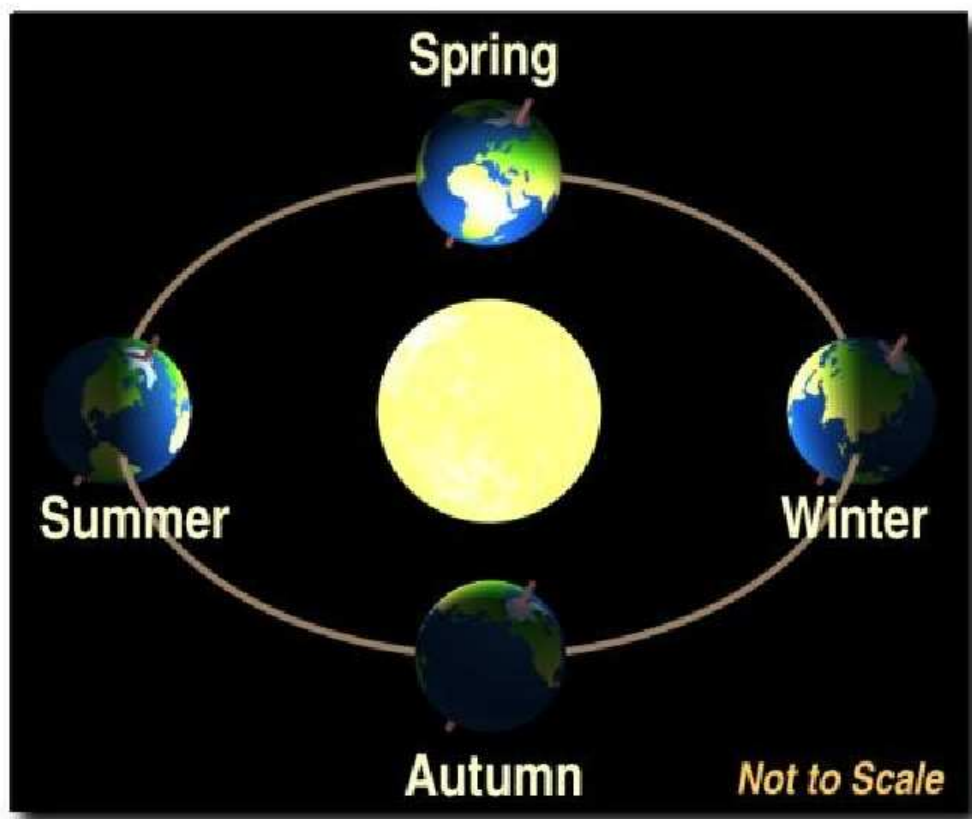
June
July
August

Autumn:

September
October
November

Winter:

December
January
February



الدرس الحادي والعشرون

Simple Past of the Verb Be

Affirmative form

I was
 You were
 He was
 She was
 It was
 We were
 You were
 They were

Negative form short forms:

I wasn't

You weren't
He wasn't
She wasn't
It wasn't
We weren't
You weren't
They weren't

long forms:

I was not
You were not
He was not
She was not
It was not
We were not
You were not
They were not

Interrogative form

Was I ?
Were you ?
Was he ?
Was she ?
Was it ?
Were we ?
Were you ?
Were they ?

Yes/ no questions

Were you absent yesterday ?
Yes, I was.

Was Rachid at home last Monday ?
No, he wasn't.

Were they in Marrakesh two days ago ?
No, they weren't

Simple past of regular verbs

The simple past of regular verbs is usually formed by adding -ED to the verb

However, with some verbs, you need to add -ED or change the ending a little

Here are the rules

Verbs ending in e = we add d

examples : live = lived

date = dated

type = typed

Verbs ending in consonant + y = we change y to i, then we add ed

examples : try = tried

cry = cried

spy = spied

Verbs ending in one vowel + one consonant (but NOT w or y) = we double the consonant, then we add ed

. examples: commit = committed

tap = tapped

fit = fitted

For the rest of regular verbs we just add ed

examples : play = played

work = worked

look = looked

Simple Past: Irregular Verbs

Introduction

Although many verbs in English form their past tense with -ED, some do not. These are called *irregular verbs*, and they include some of the most basic verbs in English. This page will explain some of the most important patterns in forming the past tense. However, the only way to know how an irregular verb will change in the past tense is to learn all of the important verbs.

1. The three most important irregular verbs

The three most important irregular verbs are **BE**, **HAVE**, and **DO**. The simple past forms for **BE** are different depending on the subject.

Pronoun	BE	HAVE	DO
I	was	had	did
You	were	had	did
He / she / it	was	had	did
We	were	had	did
They	were	had	did

2. Other irregular verbs

Other irregular verbs fall into three main categories:

Category	Examples
Verbs which don't change	cut - cut hit - hit fit - fit
Verbs which change their vowel	get - got sit - sat drink - drank
Verbs which change completely	catch - caught bring - brought teach - taught

When you are sure that you understand the lesson, you can continue with the exercises.

Irregular Verbs

Base Form	Simple Past Tense	Past Participle
awake	awoke	awoken
be	was, were	been
bear	bore	born
beat	beat	beat
become	became	become
begin	began	begun
bend	bent	bent
beset	beset	beset
bet	bet	bet
bid	bid/bade	bid/bidden
bind	bound	bound
bite	bit	bitten
bleed	bled	bled
blow	blew	blown
break	broke	broken
breed	bred	bred
bring	brought	brought
broadcast	broadcast	broadcast
build	built	built
burn	burned/burnt	burned/burnt
burst	burst	burst
buy	bought	bought
cast	cast	cast
catch	caught	caught
choose	chose	chosen
cling	clung	clung
come	came	come
cost	cost	cost
creep	crept	crept
cut	cut	cut
deal	dealt	dealt
dig	dug	dug
dive	dived/dove	dived
do	did	done
draw	drew	drawn
dream	dreamed/dreamt	dreamed/dreamt
drive	drove	driven
drink	drank	drunk
eat	ate	eaten
fall	fell	fallen
feed	fed	fed
feel	felt	felt
fight	fought	fought
find	found	found
fit	fit	fit

flee	fled	fled
fling	flung	flung
fly	flew	flown
forbid	forbade	forbidden
forget	forgot	forgotten
forego (forgo)	forewent	foregone
forgive	forgave	forgiven
forsake	forsook	forsaken
freeze	froze	frozen
get	got	gotten
give	gave	given
go	went	gone
grind	ground	ground
grow	grew	grown
hang	hung	hung
hear	heard	heard
hide	hid	hidden
hit	hit	hit
hold	held	held
hurt	hurt	hurt
keep	kept	kept
kneel	knelt	knelt
knit	knit	knit
know	knew	know
lay	laid	laid
lead	led	led
leap	leaped/leapt	leaped/leapt
learn	learned/learnt	learned/learnt
leave	left	left
lend	lent	lent
let	let	let
lie	lay	lain
light	lighted/lit	lighted
lose	lost	lost
make	made	made
mean	meant	meant
meet	met	met
misspell	misspelled/misspelt	misspelled/misspelt
mistake	mistook	mistaken
mow	mowed	mowed/mown
overcome	overcame	overcome
overdo	overdid	overdone
overtake	overtook	overtaken
overthrow	overthrew	overthrown
pay	paid	paid
plead	pled	pled
prove	proved	proved/proven

put	put	put
quit	quit	quit
read	read	read
rid	rid	rid
ride	rode	ridden
ring	rang	rung
rise	rose	risen
run	ran	run
saw	sawed	sawed/sawn
say	said	said
see	saw	seen
seek	sought	sought
sell	sold	sold
send	sent	sent
set	set	set
sew	sewed	sewed/sewn
shake	shook	shaken
shave	shaved	shaved/shaven
shear	shore	shorn
shed	shed	shed
shine	shone	shone
shoe	shoed	shoed/shod
shoot	shot	shot
show	showed	showed/shown
shrink	shrank	shrunk
shut	shut	shut
sing	sang	sung
sink	sank	sunk
sit	sat	sat
sleep	slept	slept
slay	slew	slain
slide	slid	slid
sling	slung	slung
slit	slit	slit
smite	smote	smitten
sow	sowed	sowed/sown
speak	spoke	spoken
speed	sped	sped
spend	spent	spent
spill	spilled/spilt	spilled/spilt
spin	spun	spun
spit	spit/spat	spit
split	split	split
spread	spread	spread
spring	sprang/sprung	sprung
stand	stood	stood
steal	stole	stolen

stick	stuck	stuck
sting	stung	stung
stink	stank	stunk
stride	strode	stridden
strike	struck	struck
string	strung	strung
strive	strove	striven
swear	swore	sworn
sweep	swept	swept
swell	swelled	swelled/swollen
swim	swam	swum
swing	swung	swung
take	took	taken
teach	taught	taught
tear	tore	torn
tell	told	told
think	thought	thought
thrive	thrived/throve	thrived
throw	threw	thrown
thrust	thrust	thrust
tread	trod	trodden
understand	understood	understood
uphold	upheld	upheld
upset	upset	upset
wake	woke	woken
wear	wore	worn
weave	weaved/wove	weaved/woven
wed	wed	wed
weep	wept	wept
wind	wound	wound
win	won	won
withhold	withheld	withheld
withstand	withstood	withstood
wring	wrung	wrung
write	wrote	written

Simple Past: Irregular Verbs

Although many verbs in English form their past tense with -ED, some do not. These are called *irregular verbs*, and they include some of the most basic verbs in English

However, the only way to know how an irregular verb will change in the past tense is to learn all of the important verbs

1/ The three most important irregular verbs

The three most important irregular verbs are **BE**, **HAVE**, and **DO**

simple past of verb be (see lesson21 above

simple past of verb have

I had

you had

He had

She had

It had

We had

You had

They had

Simple past of verb do

I did

you did

He did

She did

It did

We did

You did

They did

2/ Other Irregular Verbs

A/ Verbs which don't change: for example

Put -cut - fit - hit -bet -bid-cast-cost-let ..etc

Example

Yesterday, he cut his finger with a knife

The car hit the tree two days ago

B/ verbs which change their vowels

get : simple present = got : simple past

sit = sat

drink = drank

awake = awoke

come = came

drive = drove

know = knew

etc

examples

She drank a cup of cold milk last Monday

They came home late yesterday

C/ Verbs which change completely

Example

Catch : simple present = caught : simple past

Teach = taught

Eat = ate

Fight = fought

Find = found

Go = went

Keep = kept

See = saw

Etc

Example

I saw a bad film yesterday

She went to the dentist last Friday

List of irregular verbs + past participle + French translation

<http://flyn.free.fr/>

<http://www.englishpage.com/irregularverbs/irregularverbs.html>