

Top Reasons to Buy or Upgrade AutoCAD 2011 Software

Power from Concept to Completion

Power your design projects from concept through completion with AutoCAD® 2011 software. Your ideas can take shape with more clarity and accuracy using new 3D surface modeling tools and point cloud capabilities. Inferred constraints features and new timesaving tools help you deliver final design documentation faster than ever. And updates to materials and surfaces help you communicate design intent with more impact.

Now Is the Time

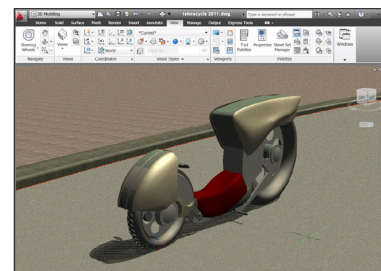
It's time to take design further. It's time for AutoCAD 2011.

For more information about AutoCAD, go to www.autodesk.com/autocad.

1 Explore Design Ideas with 3D Surface, Mesh, and Solid Modeling Tools

You now have the power to design ideas in almost any form you can imagine. Simply push/pull faces, edges, and vertices to model complex shapes, add smooth surfaces, and much more. With tools for surface, solid, and mesh modeling, AutoCAD 2011 provides the utmost flexibility and control when designing in 3D.

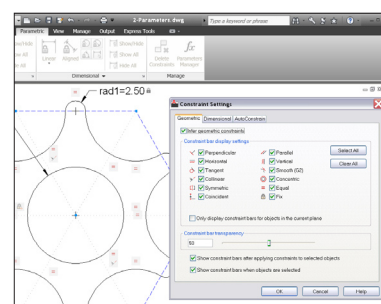
RESULT: Explore ideas more fully in 3D with easy-to-use tools.



2 Slash Revision Time with Parametric Drawing

Dramatically slash your design revision time with parametric drawing. By defining persistent relationships between objects, parallel lines remain parallel and concentric circles remain centered, all automatically. And now, you can infer constraints in real time—as you draw—eliminating the need to manually define all of your object relationships. Including both geometric and dimensional constraints, AutoCAD 2011 is your answer to those time-consuming revision requests!


RESULT: Drawing revisions are a breeze with AutoCAD 2011.



3 Make Renovations Easier with Point Cloud Support

Bring your 3D scans to life, streamlining time-consuming renovation & restoration projects. With support for up to 2 billion points, the point cloud capabilities in AutoCAD 2011 help you quickly import scanned objects, snap to points, and develop designs leveraging your 3D scans.

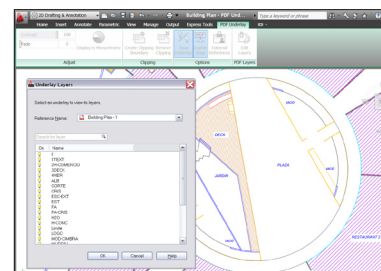
RESULT: Save time modeling the real world.



4 Attach PDF Files as an Underlay

A top customer wish-list request, AutoCAD 2011 let's you import and underlay PDF files. Simply import a PDF file to an AutoCAD drawing in the familiar way you import DWG, DWF, DGN, and Image files. You can even snap to key points on PDF geometry using familiar object snaps, making re-use of old designs that much easier.

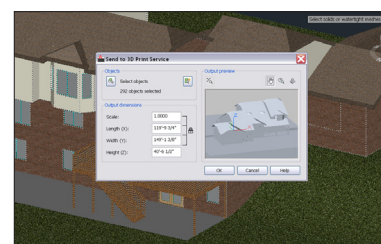
RESULT: Improve collaboration and save time by reusing existing PDF-based design data.



5 Make Real Models by 3D Printing from AutoCAD 2011

Do more than just visualize your designs—make them real. Output your 3D models directly to your 3D printer or connect through AutoCAD to an online service provider. Impress clients—and add a serious “wow” factor to your presentations—with physical models of your ideas.

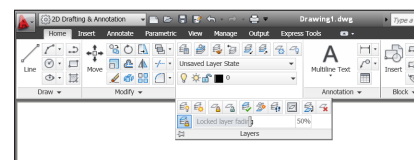
RESULT: Visualize your designs more powerfully with 3D-printed models.



6 Enhanced User Interface

The user interface has been enhanced to present command options in a concise visual format, offering desktop organization and access to the tools and commands you need. The user interface is both customizable and expandable.

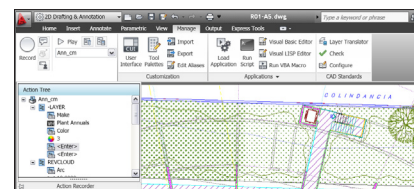
RESULT: Optimize the user interface to meet company standards.



7 Automate Repetitive Tasks with the Action Recorder

Save time and increase productivity by automating repetitive tasks without requiring the assistance of a CAD manager. Now you can record tasks, add text messages, and request user input, then quickly select and play back recorded macros. And share your macro files with other users—bring productivity improvements to your whole workteam!

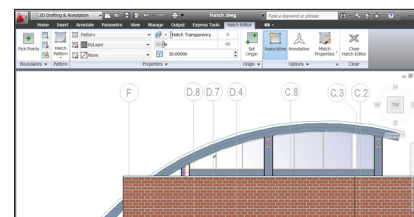
RESULT: Repetitive tasks are automated.



8 Work with Hatches More Flexibly than Ever Before

The Hatching capabilities in AutoCAD software are now easier, more flexible, and more reliable than ever. With tools for direct manipulation of hatches, live previews, improved handling of dense hatches, improvements to boundary detection, and the ability to send all hatches to the back, AutoCAD 2011 software helps you save valuable time documenting designs.

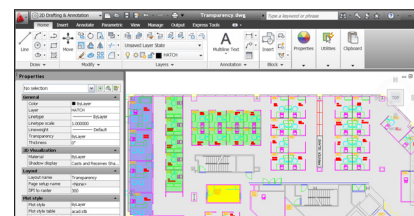
RESULT: Save time with more flexible, more reliable hatch tools.



9 Document and Communicate More Clearly Using Transparency Options

Objects and layers have always had a certain set of properties, including color, linetype, and lineweight. In AutoCAD 2011, objects and layers get another property to help you control the visual appearance of your drawings: transparency. You can set transparency by layer, by block, or individually for an object. So now your drawings can look how you want them to look, helping you keep organized and helping you better communicate design details.

RESULT: Greater clarity. Greater productivity.



10 Timesaver Tools

Included in the latest release of AutoCAD are a set of tools to help enable designers and drafters to work even faster, and with less hassle, than ever before. These tools help users more easily select and work with objects when editing drawings, further increasing user productivity. Tools include the ability to hide/isolate objects, the ability to “select similar” objects, better PLINE and SPLINE editing capabilities, and more.

RESULT: Stop wasting time with the little things.

